

Art Line



- / Marmorio Gold
- / Marmorio Rustico
- / Marmorio Antico
- / Earthpaint Primer
- / Earthpaint Decor
- / Earthpaint Velluto
- / Earthpaint Zenso
- / Decorbase





MARMORIO GOLD

LIME-BASED INTERIOR PLASTER COATING THAT CREATES SPECTACULAR GLOSSY FINISHES.

Applications

Composition

Colours

Packaging

Coverage

■ Technical Properties

Solvent

Specific Gravity

Viscosity

Water Vapor Permeability

Drying Time

Touch Dry

Recoat

Use **EarthPaint Marmorio Gold** as a plaster finish coat for walls, ceilings, soffits and special decorative features. It is highly recommended for interior environments and is compatible with most plaster base coats as well as gypsum board, concrete, masonry and other substrates.

EarthPaint Marmorio Gold comes in a white, tintable, premixed paste. It contains slaked lime, marble dust, silica sand, and polymers. The plasters in their dry-set form presents no health hazards and are non-combustible.

EarthPaint Marmorio Colour Chart

25kg

Approximately 1-1.2kg/sqm depending upon thickness and texture applied for two coats.

Water

UNI EN ISO 2811-1: 1.50 ± 0.05 kg/L

UNI 8902: Paste

UNI EN ISO 7783-2: High, V = 370g/sqm in 24h, Sd = 0.10 thickness of 0.6mm

At 25°C and 65% R.H.

3 hours

12 hours (depending on applied thickness)



Applications

Use **EarthPaint Marmorio Gold** as a plaster finish coat for walls, ceilings, soffits and special decorative features. It is highly recommended for interior environments and is compatible with most plaster base coats as well as gypsum board, concrete, masonry and other substrates.

Composition

EarthPaint Marmorio Gold comes in a white, tintable, premixed paste. It contains slaked lime, marble dust, silica sand, and polymers. The plasters in their dry-set form presents no health hazards and are non-combustible.

Colours

EarthPaint Marmorio Colour Chart

Packaging

25kg

Coverage

Approximately 1-1.2kg/sqm depending upon thickness and texture applied for two coats.

■ **Technical Properties**

Solvent

Water

Specific Gravity

UNI EN ISO 2811-1: 1.50 ± 0.05 kg/L

Viscosity

UNI 8902: Paste

Water Vapor Permeability

UNI EN ISO 7783-2: High, V = 370g/sqm in 24h, Sd = 0.10 thickness of 0.6mm

Drying Time

Touch Dry
Recoat

At 25°C and 65% R.H.
3 hours
12 hours (depending on applied thickness)

■ **Substrate Preparation**

Gypsum Drywall

Drywall shall be taped and then sanded or floated. Provide Level Four or better surface to assure that substrate defects are not visible through plaster.

Concrete and Masonry

Allow concrete and mortar to cure 28 days prior to application. Concrete should be free of form release agents that could interfere with adhesion of **EarthPaint Marmorio Gold**. Sand glossy surfaces. Mortar joints should be flush.

Existing Substrates

Remove deteriorated substrates and patch in acceptable manner. Oily or glossy surfaces and oil-based paints should be lightly sanded. Wash with quality detergent diluted as indicated on product label. Rinse, neutralize and wipe dry.

Leveling

Remove projections and, if required, fill depressions with leveling coat.



■ Preparatory Works

Masking

Mask and protect adjacent surfaces.

Priming

EarthPaint Primer is required over gypsum board, wood and other substrates with uneven absorption, and to ensure adhesion. Allow primer to dry before application.

Mixing

Mix **EarthPaint Marmorio Gold** to assure colorants are uniformly dispersed. If necessary, dilute with small amount (two percent maximum by weight) of clean, potable water. Mix with clean tools and protect against entry of dust and debris into container.

■ Application

Apply finish in a continuous manner, free from cold joints, scaffold lines and other deficiencies detrimental to appearance and performance. Continuously apply in one general direction without allowing coating to dry at edges; keep a wet edge. If full width of wall cannot be covered at one time, terminate applications at natural divisions of surface such as control joints or corners. Do not bridge expansion or control joints.

Use stainless steel trowels of types required to produce intended results. **EarthPaint** offers a full range of specialty plaster tools.

First Coat

Apply 1 to 2 mm minimum thickness. Trowel with pressure and semi-circular movements. In most applications, a smooth first coat is used. However, retaining irregularities in the first coat produces an effect in the finish coat that some designers may prefer. Allow drying completely before applying second coat.

Second Coat

Apply in same manner as first coat. Smooth surface repeatedly with clean trowel. When material has set sufficiently to be tack free but still dark, mist surface and burnish until required smoothness is achieved.

Wax

EarthPaint Marmorio Wax provides sheen and enhances polished look of **EarthPaint Marmorio Gold**. For special effects, colorants can be blended into wax prior to application. Allow **EarthPaint Marmorio Gold** to dry 24 hours before waxing. Apply thin layer of wax and work into surface. Remove excess wax and buff surface to uniform sheen.

■ Storage & Handling

Protect materials from direct sun. Store in dark and dry place at between 10°C and 35°C.

Use compliant eye protection. Wear a respirator when sanding or scraping. Provide well-ventilated work areas. Avoid prolonged skin contact.

Do not apply if rain or freezing temperatures are expected within 24 hours; protect from rain for 48 hours after application.

Do not apply over wet or frozen surfaces. Do not apply when temperature is less than 10°C or more than 35°C. Keep away from children. Use within six months after purchase.

■ Maintenance

Remove dust and loose dirt, then, wipe with a clean damp cloth. When necessary, surfaces may be cleaned with mild detergents or proprietary cleaning agents together with gentle scrubbing or low-pressure water washing. Mineral spirits or acetone can also be used; observe proper safety procedures when using solvents. Clean vertical surfaces from the bottom up.

■ Safety Instruction

EarthPaint Marmorio Gold is not considered as dangerous according to current EU norms. The usual precautions taken when handling chemical products are recommended.

WARNING

Although the information contained herein is, to the best of our knowledge and experience, true and reliable, it must be taken as merely indicative and subject to confirmation after long-term practical applications. Therefore, anyone who intends to use the product must ensure prior to usage that it is suitable for the envisaged application. In every case, the user alone is fully responsible for any consequences deriving from the use of the product. No warranty is given or implied in connection with any recommendations or suggestions made by us or our representatives as the conditions of use and any labour involved are beyond our control.



Basic Colours

Marmorio Gold



T100



T101



T102



T103



T104



T105



T106




T107



T108



T109



T110



T111



T112



T113




T114



T115



T116



T117



T118



T119



T120



T121




T122



T123




T124



T125



T126



T127



T128



T129





T130



T131



T132



T133



T134



T135



T200



T201



T202



T203



T204



T205



T206



T207




T208



T209



T210



T211



T212



T213



T214



T215



T216



T217



T218



T219



T220



T221



T222



T223



MARMORIO RUSTICO

A LIME-BASED EXTERIOR AND INTERIOR PLASTER COATING THAT PROVIDES AN ELEGANT AND REALISTIC TEXTURED FINISH.

Applications

Composition

Colours

Packaging

Coverage

■ Technical Properties

Solvent

Viscosity

Water Vapor Permeability

Water Permeability

Drying Time

Touch dry

Recoat

Use **EarthPaint Marmorio Rustico** as a plaster finish coat for walls, ceilings, soffits and special decorative features. It is highly recommended for interior and exterior environments and is compatible with most plaster base coats as well as gypsum board, concrete, masonry and other substrates.

EarthPaint Marmorio Rustico comes in a white, tintable, premixed paste. It contains slaked lime, marble dust, silica sand, and polymers. The plasters in their dry-set form present no health hazards and are non-combustible.

EarthPaint Colour Chart

25kg

Approximately 2.5-3kg/sqm depending upon thickness and texture applied for two coats.

Water

UNI 8902: Paste

UNI EN ISO 7783-2: High, Sd = 0.80 thickness of 0.7mm

UNI EN 1062-3: Medium, w=0.20kg/m²h^{0.5}

At 25°C and 65% R.H.

2-3 hours

12 hours (depending on applied thickness)



■ Substrate Preparation

Gypsum Drywall*(Interiors Only)*

Drywall shall be taped and then sanded or floated. Provide Level Four or better surface to assure that substrate defects are not visible through plaster.

Concrete and Masonry

Allow concrete and mortar to cure 28 days prior to application. Concrete should be free of form release agents that could interfere with adhesion of **EarthPaint Marmorio Rustico**. Sand glossy surfaces. Mortar joints should be flush.

Trim and Fasteners

At exterior and wet areas, use corrosion resistant materials for expansion and control joints, corner beads, flashings and other trim and fasteners.

Existing Substrates

Remove deteriorated substrates and patch in acceptable manner. Oily or glossy surfaces and oil-based paints should be lightly sanded. Wash with quality detergent diluted as indicated on product label. Rinse, neutralize and wipe dry.

Leveling

Remove projections and, if required, fill depressions with leveling coat.

Masking

Mask and protect adjacent surfaces.

Priming

EarthPaint Primer is required over gypsum board, wood and other substrates with uneven absorption, and to ensure adhesion. Allow primer to dry before plaster application.

Mixing

Mix **EarthPaint Marmorio Rustico** to assure colorants are uniformly dispersed. If necessary, dilute with small amount (two percent maximum by weight) of clean, potable water. Mix with clean tools and protect against entry of dust and debris into container.

■ Preparatory Works



■ Application

Apply finish in a continuous manner, free from cold joints, scaffold lines and other deficiencies detrimental to appearance and performance. Continuously apply in one general direction without allowing coating to dry at edges; keep a wet edge. If full width of wall cannot be covered at one time, terminate applications at natural divisions of surface such as control joints or corners. Do not bridge expansion or control joints.

Use stainless steel trowels of types required to produce intended results. **EarthPaint** offers a full range of specialty plaster tools.

First Coat

Apply 1 to 2 mm minimum thickness. Trowel with pressure and semi-circular movements. In most applications, a smooth first coat is used. However, retaining irregularities in the first coat produces an effect in the finish coat that some designers may prefer. Allow drying completely before applying second coat.

Second Coat

Apply in same manner as first coat. Smooth surface repeatedly with clean trowel. When material has set sufficiently to be tack free but still dark, mist surface and burnish until required smoothness is achieved.

For all external works, **EarthPaint Sealfix** must be applied for protection.

Protect materials from direct sun. Store in dark and dry place at between 10 and 35 °C.

Use compliant eye protection. Wear a respirator when sanding or scraping. Provide well-ventilated work areas. Avoid prolonged skin contact.

Do not apply if rain or freezing temperatures are expected within 24 hours; protect from rain for 48 hours after application.

Do not apply over wet or frozen surfaces. Do not apply when temperature is less than 10 °C or more than 35°C. Keep away from children. Use within six months after purchase.

Remove dust and loose dirt, then, wipe with a clean damp cloth. When necessary, surfaces may be cleaned with mild detergents or proprietary cleaning agents together with gentle scrubbing or low-pressure water washing. Mineral spirits or acetone can also be used; observe proper safety procedures when using solvents. Clean vertical surfaces from the bottom up. Thoroughly rinse exterior surfaces with clean water after cleaning. At interior surfaces, wipe off cleaning agents with a damp rag followed, if necessary, by a dry rag.

EarthPaint Marmorio Rustico is not considered as dangerous according to current EU norms. The usual precautions taken when handling chemical products are recommended.

■ Sealer

■ Storage & Handling

■ Maintenance

■ Safety Instruction

WARNING

Although the information contained herein is, to the best of our knowledge and experience, true and reliable, it must be taken as merely indicative and subject to confirmation after long-term practical applications. Therefore, anyone who intends to use the product must ensure prior to usage that it is suitable for the envisaged application. In every case, the user alone is fully responsible for any consequences deriving from the use of the product. No warranty is given or implied in connection with any recommendations or suggestions made by us or our representatives as the conditions of use and any labour involved are beyond our control.

MARMORIO ANTICO

A MINERAL WALL COATING FOR INTERNAL AND EXTERNAL USE. THE RESULTING EFFECT IS THAT OF THE TRADITIONAL TRAVERTINE MARBLE FINISH. IT IS FORMULATED TO HAVE A HIGH DEGREE OF WATER VAPOR PERMEABILITY AND STRONG RESISTANCE TO ATMOSPHERIC AGENTS.

Application

EarthPaint Marmorio Antico can be applied on walls, ceilings, soffits and special decorative features. It is recommended for both interior and exterior environments and is compatible with most plaster base coats as well as gypsum board and other substrates.

Colours

EarthPaint Colour Chart

Packaging

25kg

Coverage

Approximately 2.5-3kg/sqm (2 coats)

Solvent

Water

Viscosity

Paste

Water Vapor Permeability

Sd < 0.10m, high in accordance to UNI EN ISO 7783-2

Drying Time

Touch Dry

At 25°C and 65% humidity

Recoat

2-3 hours

12 hours (depending on the thickness applied)

VOC

Contains max 30g/L

■ **Substrate Preparation**

Substrate surfaces should be thoroughly cleaned and dried prior to application. Remove all loose material and dirt, fill in defects if any with proper filler.



■ Application

Apply one coat of **EarthPaint Primer** on a well-prepared substrate. Allow primer to dry before application of **Marmorio Antico**.

With a stainless steel trowel, trowel on the first coat with pressure. In most applications, a smooth first coat is used. However, retaining irregularities in the first coat produces an effect in the finishing coat that some designers may prefer. Allow drying completely before applying the second coat.

Apply the second coat in the same manner as the first coat. Keep the trowel perpendicular to the surface to achieve the travertine marble vein effect.

For all external works, **EarthPaint Sealfix** must be applied for protection.

■ Recommendations

Do not apply if rain or freezing temperatures are expected within 24 hours; protect from rain for 48 hours after application.

Do not apply over wet or frozen surfaces. Do not apply when temperature is less than 10°C or more than 35°C.

When using multiple batches, it is recommended to remix the various products together to avoid slight differences in shading. For external applications, it is recommended to use material from the same batch from corner to corner.

■ Storage & Handling

Protect materials from direct sun. Store in dark and dry place at between 10°C and 35°C. If unopened and stored properly, the product has a shelf-life of 2 years.

Use compliant eye protection. Wear a respirator when sanding or scraping. Provide well-ventilated work areas. Avoid prolonged skin contact.

■ Safety Instruction

EarthPaint Marmorio Antico is not considered as dangerous according to current EU norms. The usual precautions taken when handling chemical products are recommended.

WARNING

Although the information contained herein is, to the best of our knowledge and experience, true and reliable, it must be taken as merely indicative and subject to confirmation after long-term practical applications. Therefore, anyone who intends to use the product must ensure prior to usage that it is suitable for the envisaged application. In every case, the user alone is fully responsible for any consequences deriving from the use of the product. No warranty is given or implied in connection with any recommendations or suggestions made by us or our representatives as the conditions of use and any labour involved are beyond our control.




Basic Colours

Marmorio Rustico / Marmorio Antico




T100




T101




T102




T103




T104



T105




T106



T107




T108



T109



T110



T111



T112



T113




T114



T115






T116



T117



T118




T119




T120




T121




T122



T123




T124




T125




T126




T127



T128



T129



T130



T131




T132



T133



T134



T135

EARTHPAINT PRIMER

A HIGH PENETRATION, WATER-SOLUBLE WALL FIXATIVE FOR INDOOR AND OUTDOOR USE. IT IMPROVES COHESION AND EVENS THE ABSORPTION OF THE SUBSTRATE, CREATING AN IDEAL ANCHOR FOR SUBSEQUENT COATS OF PAINT AND PLASTERS.

Packaging

15L

Colours

EarthPaint Colours

Coverage

Approximately 8-10 m²/L

Type of Binder

Low-odour microemulsion

Solvent

Water

Drying Time

Touch Dry

At 25°C and 65% R.H.

Recoat

30-40 minutes

2 hours

Specific Gravity

UNI EN ISO 2811-1: 1.25 – 1.35 kg/L

Storage

Protect from frost and direct sunlight, the product has a shelf life of 12 months if unopened and stored in dry and cool places.

■ Application Procedure

Surface Preparation

Ensure the substrate has cured for at least 28 days. Clean thoroughly, removing any dust and unsound parts. Remove any efflorescence by water jet and neutralize alkaline surfaces. Ensure the surface is perfectly dry.

Application

Apply **EarthPaint Primer** using brush or roller, 1-2 coats are applied, wet on wet.

Dilution

20-50% with water, depending on substrate surface absorbency

■ Recommendations

- Stir thoroughly before use.
- Do not apply with temperature below +5°C or above +35°C.
- Do not apply if rain or freezing temperatures are expected within 24 hours; protect from rain for 48 hours after application.
- Avoid application when surface condensation is present or in direct sunlight.
- Do not wash the surface until after 20 days.
- Recommend to use opened pail quickly.

■ Safety Instructions

- The product is not considered as dangerous or hazardous according to the current norms. The usual precautions taken when handling chemical products are recommended.
- Contains no added lead or mercury.
- Non-flammable

WARNING

Although the information contained herein is, to the best of our knowledge and experience, true and reliable, it must be taken as merely indicative and subject to confirmation after long-term practical applications. Therefore, anyone who intends to use the product must ensure prior to usage that it is suitable for the envisaged application. In every case, the user alone is fully responsible for any consequences deriving from the use of the product. No warranty is given or implied in connection with any recommendations or suggestions made by us or our representatives as the conditions of use and any labour involved are beyond our control.



EARTHPAINT DECOR

A HIGHLY DECORATIVE FINISH WITH MULTI-SHADE EFFECT. EASY TO APPLY AND AVAILABLE IN A WIDE RANGE OF COLOURS, IT IS IDEAL FOR ANY INTERIOR AREAS.

Where to use

For use on new or previously painted interior surfaces such as plaster, cement, brick and renderings.

Finish

Slightly textured

Packaging

4L

Colours

EarthPaint Colour Chart (custom colors available upon request)

Coverage

Approximately 6-8m²/L (depending upon the final desired effect)

Storage

Protect from frost and direct sunlight, the product has a shelf life of 12 months if unopened and stored in dry and cool places.

■ **Surface Preparation**

Surfaces should be thoroughly cleaned and dried prior to application. Remove all loose material and dirt, fill in defects if any with proper filler.



■ Application

Apply one coat of **EarthPaint Decorbase** with a short-bristle roll on a well-prepared substrate.

Allow **Decorbase** to dry (approximately 2-3 hours), apply **Decor** with brush by crisscrossing movements.

At 25°C and 65% R.H., it will take 2-3 hours for dry-touch, 2-3 days for dry-complete.

■ Recommendations

- Stir thoroughly before use.
- Do not dilute with water.
- Do not paint with temperature below +4°C or above +35°C .
- Do not apply when condensation or frosting is evident on the surface.
- Do not wash the surface until after 20 days.
- Recommend to use opened paint quickly.

■ Safety Instructions

- The product is not considered as dangerous or hazardous according to the current norms. The usual precautions taken when handling chemical products are recommended.
- Contains no added lead or mercury.
- Non-flammable

WARNING

Although the information contained herein is, to the best of our knowledge and experience, true and reliable, it must be taken as merely indicative and subject to confirmation after long-term practical applications. Therefore, anyone who intends to use the product must ensure prior to usage that it is suitable for the envisaged application. In every case, the user alone is fully responsible for any consequences deriving from the use of the product. No warranty is given or implied in connection with any recommendations or suggestions made by us or our representatives as the conditions of use and any labour involved are beyond our control.




Basic Colours

Earthpaint Decor



0100



0104




0108



0112



0116



0101



0105



0109




0113




0117




0102



0106



0110



0114



0118




0103



0107



0111



0115



0119



0120



0121



0122



0123



0124



0125



0126



0127



0128



0129



0130



0131




0132




0133




0134




0135




0201



0202




0203




0204



0205



0206



0207



0208



EARTHPAINT ZENSO

A DECORATIVE FINISH WITH A METALLIC EFFECT FOR INTERIORS. MADE WITH SPECIAL PEARLESCENT PIGMENTS, IT CREATES SURFACES WITH A ROUGH APPEARANCE WITH A BRILLIANT AND CHROMATIC EFFECT THAT VARIES ACCORDING TO LIGHT.

Where to use

For use on new or previously painted interior surfaces such as plaster, cement, brick and renderings.

Finish

Slightly textured

Packaging

4L

Colours

EarthPaint Colour Chart

Coverage

Approximately 4-6m² /L (depending upon the final desired effect)

Type of Binder

Acrylic copolymer in water emulsion

Solvent

Water

Specific Gravity

UNI EN ISO 2811-1: 1.10 – 1.25 kg/L depending on colour

Viscosity

UNI 8902: 90000 ± 10000 cps at 25°C

Storage

Protect from frost and direct sunlight, the product has a shelf life of 12 months if unopened and stored in dry and cool places.





■ Surface Preparation

Surfaces should be thoroughly cleaned and dried prior to application. Remove all loose material and dirt, fill in defects if any with proper filler.

■ Application

Apply one coat of **EarthPaint Decorbase** with a short-bristle roll on a well-prepared substrate.

Allow **Decorbase** to dry (approximately 2-3 hours), apply a coat of **Zenso** with brush or sponge by crisscrossing movements.

At 25°C and 65% R.H., it will take 1 hour for dry-touch.

■ Recommendations

- Stir thoroughly before use.
- Do not dilute with water.
- Do not paint with temperature below +4°C or above +35°C.
- Do not apply when condensation or frosting is evident on the surface.
- Do not wash the surface until after 20 days.
- Recommend to use opened paint quickly.

■ Safety Instructions

- The product is not considered as dangerous or hazardous according to the current norms. The usual precautions taken when handling chemical products are recommended.
- Contains no added lead or mercury.
- Non-flammable

WARNING

Although the information contained herein is, to the best of our knowledge and experience, true and reliable, it must be taken as merely indicative and subject to confirmation after long-term practical applications. Therefore, anyone who intends to use the product must ensure prior to usage that it is suitable for the envisaged application. In every case, the user alone is fully responsible for any consequences deriving from the use of the product. No warranty is given or implied in connection with any recommendations or suggestions made by us or our representatives as the conditions of use and any labour involved are beyond our control.



Basic Colours

EarthPaint Zenso




0170



0070



0700



0701



0702



0703



0704



0705



0706



0707



0708



0709



0710



0711



0712



0713



0714



0715



0716



0717



0718



0719



0720



0721





0722



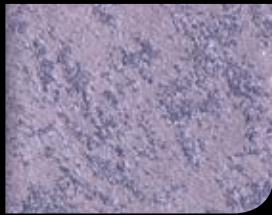
0723



0724



0725



0726



0727



0728



0729



0730



0731



0732



0733



0734



0735



0736



0737



0738



0739



0740



0741



0190



0160



0150



EARTHPAINT VELLUTO

EARTHPAINT VELLUTO IS A WATER-BASED DECORATIVE FINISH FOR INTERIORS WITH A SPECIAL IRIDESCENT AND SILKY EFFECT. EASY TO APPLY AND PERFECTLY WASHABLE.

Where to use

For use on new or previously painted interior surfaces such as plaster, cement, brick and renderings.

Finish

Smooth velvet effect

Packaging

4L

Colours

EarthPaint Colour Chart (custom colors available upon request)

Coverage

Approximately 4-6m²/L (two coats)

Storage

Protect from frost and direct sunlight, the product has a shelf life of 12 months if unopened and stored in dry and cool places.

■ **Surface Preparation**

Surfaces should be thoroughly cleaned and dried prior to application.

Remove all loose material and dirt, fill in defects if any with proper filler.





■ Application

Apply one coat of **EarthPaint Decorbase** with a short-bristle roll on a well-prepared substrate.

Allow **Decorbase** to dry (approximately 2-3 hours), apply a light layer of **Velluto** with a steel or plastic trowel and allow it to dry.

Apply a second coat and smooth the surface with the trowel until the desired effect is achieved.

■ Recommendations

- Stir thoroughly before use.
- Do not dilute with water.
- Do not paint with temperature below +4°C or above +35°C.
- Do not apply when condensation or frosting is evident on the surface.
- Do not wash the surface until after 20 days.
- Recommend to use opened paint quickly.

■ Safety Instructions

- The product is not considered as dangerous or hazardous according to the current norms. The usual precautions taken when handling chemical products are recommended.
- Contains no added lead or mercury.
- Non-flammable

WARNING

Although the information contained herein is, to the best of our knowledge and experience, true and reliable, it must be taken as merely indicative and subject to confirmation after long-term practical applications. Therefore, anyone who intends to use the product must ensure prior to usage that it is suitable for the envisaged application. In every case, the user alone is fully responsible for any consequences deriving from the use of the product. No warranty is given or implied in connection with any recommendations or suggestions made by us or our representatives as the conditions of use and any labour involved are beyond our control.



Basic Colours

EarthPaint Velluto



0649



0650



0651



0652



0653



0654




0655




0656



0657



0658



0659



0660



0661




0662




0663



0664



0665



0666



0667




0668



0669



0670




0671



0672



0601




0602




0603



0604



0605



0606




0607



0608



0609



0610



0611



0612





0613




0614



0615



0616




0617



0618



0619



0620



0621



0622



0623



0624



0625



0626



0627



0628



0629




0630




0631



0632



0633



0634



0635



0636



0637




0638



0639



0640



0641



0642



0643



0644



0645



0646




0647



0648



0070
base argento



0170
base alluminio



0190
base oro



0150
base bronzo



0160
base rame

DECORBASE

A HIGHLY WASHABLE LEVELING BASE SPECIFICALLY DEVELOPED TO PREPARE INTERIOR SURFACES. FOR USE ON NEW OR PREVIOUSLY PAINTED INTERIOR SURFACES SUCH AS PLASTER, CEMENT, BRICK AND RENDERINGS.

Packaging

4L

Colours

White

Coverage

Approximately 8-10m² /L (per coat)

Type of Binder

Acrylic polymer in aqueous dispersion

Specific Gravity

UNI EN ISO 2811-1: 1.55 ± 0.05 kg/L

Wet Scrub Resistance

UNI 10560: >5000 cycles, excellent

Gloss

UNI EN ISO 2813: <5, very matte

Drying Time

Touch Dry

Recoat

At 25°C and 65% R.H.

30 minutes

4 hours

Storage

Protect from frost and direct sunlight, the product has a shelf life of 12 months if unopened and stored in dry and cool places.

Surface Preparation

Surfaces should be thoroughly cleaned and dried prior to application. Remove all loose material and dirt, fill in defects if any with proper filler.

Application

Apply **EarthPaint Decorbase** with brush, roller, or spray on a well-prepared substrate.

Apply one to two coats. Be sure to apply an even layer over the substrate to provide proper support for the subsequent decorative paint application.

Dilute **Decorbase** with 30-35% water for both the first and second coat.

Recommendations


- Stir thoroughly before use.
- Do not apply with temperature below +5°C or above +35°C.
- Do not apply when condensation or frosting is evident on the surface.
- Recommend to use opened pail quickly.

Safety Instructions

- The product is not considered as dangerous or hazardous according to the current norms. The usual precautions taken when handling chemical products are recommended.
- Contains no added lead or mercury.
- Non-flammable

WARNING

Although the information contained herein is, to the best of our knowledge and experience, true and reliable, it must be taken as merely indicative and subject to confirmation after long-term practical applications. Therefore, anyone who intends to use the product must ensure prior to usage that it is suitable for the envisaged application. In every case, the user alone is fully responsible for any consequences deriving from the use of the product. No warranty is given or implied in connection with any recommendations or suggestions made by us or our representatives as the conditions of use and any labour involved are beyond our control.



Manufactured in the EU
www.earth-paint.com